

User Manual

iPixel Bar 1812



Check that the unit has not been damaged during transport



Read all cautions and warnings
prior to operation of this
equipment

Protection Against Fire



Fire

Maintain a minimum of 1 50cm distance from any type of flame

Replace fuse only with the specified type and rating

Do not install the unit to close a heat source

Make sure cable are properly secured away from unit movement

Maximum surface operating temperature 80°

Protection Against Electrical



Electrical

Disconnect power before servicing

The unit must be earthed (electronically grounded)

Protection against Mechanical Hazards



Mechanical

Use safety chain when hanging unit

Use quality clamps or bolts when positioning unit

Do not open unit while it is on, risk of electrical shock

Technical Information

Light Source: TX high power 12W RGBWA LED X18pcs

Average Lifetime: 100,000 Hour

Input Voltage: 100-240VAC, 50/60Hz

Power Consumption: 300W

Lens angle: 15° /25° , optional

Display: LED display

DMX Channel: 7/10/35/95 CH

Dimmer: 0-100% linear dimming system

Refresh rate: 4.7kHz

Control Mode: DMX 512 control, Stand-Alone, Sound Control.

Connector: True-One system with Power&dmx In+Out;

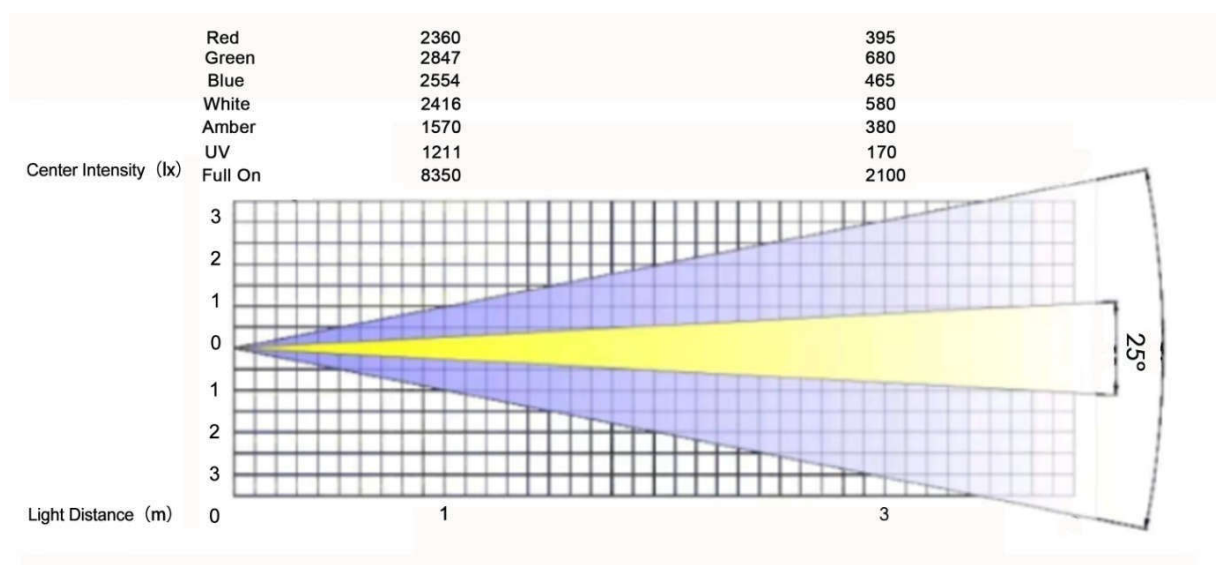
Construction: Die-casting aluminum housing; Black/Silver/White color optional

IP rating: IP65

Net Weight: 8.5kg

Dimension: 992×87.5×183.5mm

Photometric



Dimension (992x87.5x183.5mm)





Main Power Connection

Caution!

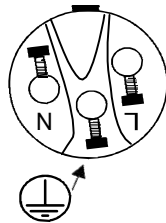
1. Do not connect to a bad dimmer system
2. This unit has auto switching power supply. It will respond to 110V or 220V automatically
3. This unit must be earthed. (Electronically grounded)
4. Replace fuse only with the specified type and rating

The occupation of the connection-cable is as follows:

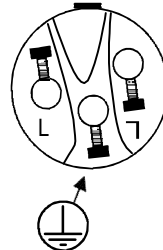
The equipment is with an electronic power supply that will let the unit operate from 90V to 240V from 50Hz to

Cable (USA)	Cable (EU)	Pin	110V	220V
Black	Brown	Live	L	L
White	Light Blue	Neutral	N	N
Green	Yellow/Green	Ground		

110V
Connection



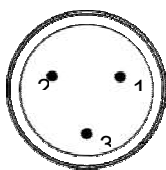
220V
Connection



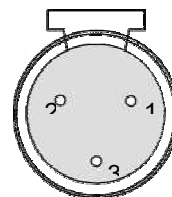
DMX-512 Connection

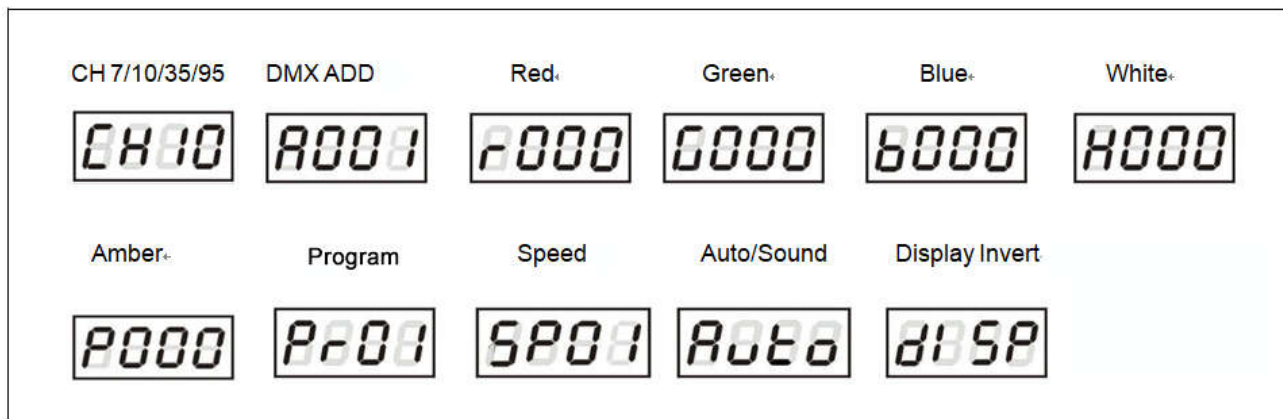
The fixture is equipped with 3 pin XLR Sockets for DMX input and output. The sockets are wired in parallel. Only use a shielded twisted pair cable designed for RS-485 and 3 pin XLR plugs and connectors in order to connect the controller with the fixture or the fixture with another.

DMX—input **DMX—output**



1. Shield
2. Signal (-)
3. Signal (+)





CHANNEL MODE This function allows you to select channel mode 7CH/10CH/35CH/95CH. Press UP/DOWN to set desired mode, press ENTER to confirm setting.



ADD SETTING This function allows you to set desired dmx address on fixtures. Press UP/DOWN to get value, press ENTER to confirm setting.



RED INTENSITY This function allows you to dim red color intensity from 0 to 100%. Press UP/DOWN to get value, press ENTER to confirm setting.



GREEN INTENSITY This function allows you to dim green color intensity from 0 to 100%. Press UP/DOWN to get value, press ENTER to confirm setting.



BLUE INTENSITY This function allows you to dim blue color intensity from 0 to 100%. Press UP/DOWN to get value, press ENTER to confirm setting.



WHITE INTENSITY This function allows you to dim white color intensity from 0 to 100%. Press UP/DOWN to get value, press ENTER to confirm setting.



AMBER INTENSITY This function allows you to dim amber color intensity from 0 to 100%. Press UP/DOWN to get value, press ENTER to confirm setting.



PROGRAM This function issues 30 kinds built-in programs, Press UP/DOWN to select desired effect from Pr01 to Pr30, Press ENTER to confirm setting.



SPEED This function allows you to control speed of built-in programs from SP01 to SP16. Press Enter to confirm setting.



AUTO/SPEED This function allow you to set fixtures be stand-alone mode and sound mode. Press Enter to confirm setting.



DISPLAY This function allows you to invert display manually. Press Enter to confirm setting.

DMX Profile

7CH	10CH	35CH	DMX Value	Description
1	1	1	000-255	Dimmer 0-100%
2	2	2	000-255	Strobe Slow to Fast
3	3	/	000-255	Red LED Intensity
4	4	/	000-255	Green LED Intensity
5	5	/	000-255	Blue LED Intensity
6	6	/	000-255	White LED Intensity
7	7	/	000-255	Amber LED Intensity
/	/	3	000-255	Section 1 Red LED Intensity
/	/	4	000-255	Section 1 Green LED Intensity
/	/	5	000-255	Section 1 Blue LED Intensity
/	/	6	000-255	Section 1 White LED Intensity
/	/	7	000-255	Section 1 Amber LED Intensity
/	/	8	000-255	Section 2 Red LED Intensity
/	/	9	000-255	Section 2 Green LED Intensity
/	/	10	000-255	Section 2 Blue LED Intensity
/	/	11	000-255	Section 2 White LED Intensity
/	/	12	000-255	Section 2 Amber LED Intensity
/	/	13	000-255	Section 3 Red LED Intensity
/	/	14	000-255	Section 3 Green LED Intensity
/	/	15	000-255	Section 3 Blue LED Intensity
/	/	16	000-255	Section 3 White LED Intensity
/	/	17	000-255	Section 3 Amber LED Intensity
/	/	18	000-255	Section 4 Red LED Intensity
/	/	19	000-255	Section 4 Green LED Intensity
/	/	20	000-255	Section 4 Blue LED Intensity
/	/	21	000-255	Section 4 White LED Intensity

/	/	22	000-255	Section 4 Amber LED Intensity
/	/	23	000-255	Section 5 Red LED Intensity
/	/	24	000-255	Section 5 Green LED Intensity
/	/	25	000-255	Section 5 Blue LED Intensity
/	/	26	000-255	Section 5 White LED Intensity
/	/	27	000-255	Section 5 Amber LED Intensity
/	/	28	000-255	Section 6 Red LED Intensity
	/	29	000-255	Section 6 Green LED Intensity
/	/	30	000-255	Section 6 Blue LED Intensity
//	/	31	000-255	Section 6 White LED Intensity
/	/	32	000-255	Section 6 Amber LED Intensity
/	8	33	000-255	Macro
/	9	34	000-010	Work with CH1-CH9
			011-250	30 kinds Programs
			251-255	Sound
/	10	35	000-255	Speed Fast to Slow

95 CH	DMX Value	Description
1	000-255	Dimmer 0-100%
2	000-255	Strobe Slow to Fast
3	000-255	LED 1 Red Intensity
4	000-255	LED 1 Green Intensity
5	000-255	LED 1 Blue Intensity
6	000-255	LED 1 White Intensity
7	000-255	LED 1 Amber Intensity
8	000-255	LED 2 Red Intensity
9	000-255	LED 2 Green Intensity
10	000-255	LED 2 Blue Intensity
11	000-255	LED 2 White Intensity
12	000-255	LED 2 Amber Intensity
13	000-255	LED 3 Red Intensity
14	000-255	LED 3 Green Intensity
15	000-255	LED 3 Blue Intensity
16	000-255	LED 3 White Intensity
17	000-255	LED 3 Amber Intensity

18	000-255	LED 4 Red Intensity
19	000-255	LED 4 Green Intensity
20	000-255	LED 4 Blue Intensity
21	000-255	LED 4 White Intensity
22	000-255	LED 4 Amber Intensity
23	000-255	LED 5 Red Intensity
24	000-255	LED 5 Green Intensity
25	000-255	LED 5 Blue Intensity
26	000-255	LED 5 White Intensity
27	000-255	LED 5 Amber Intensity
28	000-255	LED 6 Red Intensity
29	000-255	LED 6 Green Intensity
30	000-255	LED 6 Blue Intensity
31	000-255	LED 6 White Intensity
32	000-255	LED 6 Amber Intensity
33	000-255	LED 7 Red Intensity
34	000-255	LED 7 Green Intensity
35	000-255	LED 7 Blue Intensity
36	000-255	LED 7 White Intensity
37	000-255	LED 7 Amber Intensity
38	000-255	LED 8 Red Intensity
39	000-255	LED 8 Green Intensity
40	000-255	LED 8 Blue Intensity
41	000-255	LED 8 White Intensity
42	000-255	LED 8 Amber Intensity
43	000-255	LED 9 Red Intensity
44	000-255	LED 9 Green Intensity
45	000-255	LED 9 Blue Intensity
46	000-255	LED 9 White Intensity
47	000-255	LED 9 Amber Intensity
48	000-255	LED 10 Red Intensity
49	000-255	LED 10 Green Intensity
50	000-255	LED 10 Blue Intensity
51	000-255	LED 10 White Intensity
52	000-255	LED 10 Amber Intensity
53	000-255	LED 11 Red Intensity
54	000-255	LED 11 Green Intensity
55	000-255	LED 11 Blue Intensity
56	000-255	LED 11 White Intensity
57	000-255	LED 11 Amber Intensity

58	000-255	LED 12 Red Intensity
59	000-255	LED 12 Green Intensity
60	000-255	LED 12 Blue Intensity
61	000-255	LED 12White Intensity
62	000-255	LED 12 Amber Intensity
63	000-255	LED 13 Red Intensity
64	000-255	LED 13Green Intensity
65	000-255	LED 13 Blue Intensity
66	000-255	LED 13 White Intensity
67	000-255	LED 13 Amber Intensity
68	000-255	LED 14Red Intensity
69	000-255	LED 14 Green Intensity
70	000-255	LED 14 Blue Intensity
71	000-255	LED 14 White Intensity
72	000-255	LED 14Amber Intensity
73	000-255	LED 15Red Intensity
74	000-255	LED 15 Green Intensity
75	000-255	LED 15 Blue Intensity
76	000-255	LED 15 White Intensity
77	000-255	LED 15Amber Intensity
78	000-255	LED 16 Red Intensity
79	000-255	LED 16 Green Intensity
80	000-255	LED 16 Blue Intensity
81	000-255	LED 16 White Intensity
82	000-255	LED 16 Amber Intensity
83	000-255	LED 17 Red Intensity
84	000-255	LED 17 Green Intensity
85	000-255	LED 17 Blue Intensity
86	000-255	LED 17 White Intensity
87	000-255	LED 17 Amber Intensity
88	000-255	LED 18 Red Intensity
89	000-255	LED 18 Green Intensity
90	000-255	LED 18 Blue Intensity
91	000-255	LED 18 White Intensity
92	000-255	LED 18 Amber Intensity
93	000-255	Macro
94	000-010	Work with CH1-CH9
95	011-250	30 kinds Programs
	251-255	Sound
	000-255	Speed Fast to Slow

Cleaning!

Due to fog residue, smoke, and dust cleaning the internal and external optical lenses must be carried out periodically to optimize light output.

Use normal glass cleaner and a soft cloth to wipe off the outside casing.

Clean the external optics with glass cleaner and a soft cloth every 20 days.

Always be sure to dry all parts completely before plugging the unit back in.

Cleaning frequency depends on the environment in which the unit operates (i.e. smoke, fog residue, dust, dew).

Unit not responding to DMX:

Check that the DMX cables are connected properly and are wired correctly (pin 3 is “hot”; on some other DMX devices pin 5 may be “hot”). Also, check that all cables are connected to the right connectors; it does matter which way the inputs and outputs are connected.