

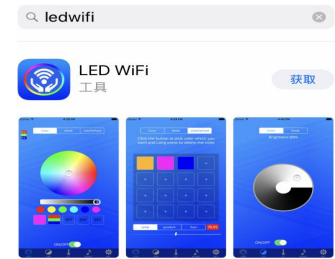
## How to control lights together by WIFI (phone App LEDWiFi control together)

### 1. Download LEDWiFi APP,


After you download the LED WiFi APP.

Turn on the light wifi function. You can find a wifi like LED255 on your phone wifi list.


Connect this one will be okay



2. Turn on the lights, shows A001 as this picture , also all lights trun on 2.4G wireless dmx Just need to set 1light as master, the rest lights no need to set, just stay on this A001 mode will be fine



3. Press Menu, Choose Shows, then choose 5wifi mode, press ENTER



4. The Master light wireless indicator will flash Red, means Transmitting the 2.4G wireless DMX signal, The rest lights will be auto slave mode, no need to set, the wireless indicator will flash green, means receiving the 2.4G wireless DMX signal. Then okay. Can use the APP to control. Please make sure there is no signal interference

